

OPTIONS

- **Casters** - provide mobility throughout your shop.
- **Foot control** - the twin foot control frees your hands and reduces bend cycle times.
- **Tooling** - the extensive range of tooling covers most applications for ram style and rotating style bending. Most standard tools are available from stock.



Built-in tool rack

SPECIFICATIONS

Bentec heavy duty ram benders are built for harsh industrial conditions. The rigid frame and steel work table guarantee years of reliable bending.

Description	BT-1000	BT-2000	BT-3000
Power	2 hp – 1.5 kW	3 hp – 2.2 kW	5 hp – 3.7 kW
Ram stroke, max.	← 12" – 305 mm →		
Ram speed forward	27 ipm – 11 mm/s	34 ipm – 14 mm/s	57 ipm – 24 mm/s
Ram speed reverse	37 ipm – 16 mm/s	47 ipm – 20 mm/s	75 ipm – 32 mm/s
Ram force, max.	11 tons (US) - 10 tons (m)	14 tons (US) - 13 tons (m)	15 tons (US) - 14 tons (m)
Dimensions Worktable (WxDxH)	← 32" X 22" X 38" – 81 X 56 X 97 cm →		
Dimensions Overall (WxDxH)	← 32" X 48" X 56" – 81 X 122 X 142 cm →		
Weight	1000 lbs. – 460 kg	1050 lbs. – 480 kg	1100 lbs – 500 kg

Bending Capacity – Ram style

Solid Bar - Round - OD x CLR	1.5" x 6" / 38 x 150 mm	1.625" x 6" / 41 x 150 mm	1.75" x 8.25" / 44 x 210 mm
Solid Bar - Rectangular - OD x CLR	.5" x 5" / 13 x 127 mm	.56" x 5" / 14 x 127mm	.62" x 5" / 16 x 127 mm
Pipe - IPS x SCH x CLR	2" x 40 x 9.5" / 60 x 3.9 x 240 mm	2" x 80 x 9.5" / 60 x 5.5 x 240 mm	2" x 80 x 9.5" / 60 x 5.5 x 240 mm

Bending Capacity – Rotating style

Tubing-Round - OD x Wall x CLR	1.75" x .11" x 6.5" / 44 x 2.8 x 165 mm	2" x .12" x 6" / 51 x 3 x 150 mm	2" x .12" x 6" / 51 x 3 x 150 mm
Tubing-Square - Size x Wall x IR	2" x 2" x .12" x 6" / 51 x 51 x 3 x 150 mm	2" x 2" x .156" x 6" / 51 x 51 x 4 x 150 mm	2" x 2" x .156" x 6" / 51 x 51 x 4 x 150 mm
Pipe-IPS x SCH x CLR/OD x Wall x CLR	1.5" x 40 x 6" / 48 x 3.7 x 150 mm	1.5" x 40 x 6" / 48 x 3.7 x 150 mm	1.5" x 40 x 6" / 48 x 3.7 x 150 mm

Limit Switches, Tool Racks and Overload Protection standard on all models.



A division of Kiffer Industries Inc.

4905 Rocky River Drive
Cleveland, Ohio 44135
Phone: 1-800-317-2363
Fax: 216-267-1850
E-mail: bentec@kiffer.com
Web: www.bentecbenders.com


SAVE CAPITAL!

Favorable lease – purchase programs with low monthly payments available.
Pay while you earn!

These versatile benders pay for themselves over and over again!

CALL TODAY!

Represented by



Kiffer Ind. Inc. reserves the right to make specifications and/or equipment changes without prior notice.

Tons of Heavy Duty Bending Power

BENTEC

Hydraulic Ram Benders



Shown with optional equipment

Made in USA

**A perfect
addition to
any shop**

**HYDRAULIC BENDERS FOR: PIPE, ROUND & SQUARE TUBING,
FLAT AND ROUND SOLID BAR, RIGID CONDUIT, HANDRAIL,
BUS BAR & CHANNEL. HUNDREDS OF USES FOR FABRICATING,
MANUFACTURING & MAINTENANCE.**

innovation
innovative solutions for industry

Standard

PIPE BENDING - RAM STYLE

Rugged ductile iron bending shoes are available to bend pipe and rigid conduit. Ram style bending is the quickest way to bend just about anything.

Insert pins into work table and install the 4-way pipe supports. Attach pipe shoe holder and required size pipe shoe to the ram. Set adjustable stop nuts to degree of bend you require, and now you are ready to bend one or one-thousand pieces. Pipe bending shoes can be changed in seconds.

Easy operate your Bentec ram bender via the swingarm mounted (180°) control box, or the optional twin foot control for hands-free operation.

TUBE & PIPE BENDING - ROTATING STYLE




Bentec's rotating style die sets have been developed to allow your ram bender to do "rotary style" bending. With these die sets you can bend round and square tubing and pipe up to 90°, on a tighter centerline radius than is normally possible when bending ram style.

Simply slide tube or pipe between the bending die and followbar, fasten the clamp and you're ready to bend.

Adjustable spring-loaded stop nuts used with forward and reverse limit switches insure accuracy and repeatability.

DIE HOLDERS

Turn your Bentec ram bender into a horizontal press brake. Press brake die holders available to accept most dies and punches. For special applications, other dies and punches can be supplied, or easily manufactured in your shop.




Features

FORMING BARS

The cast V-Die can be used with the table mounted V-Punch (see cover) or 3" pin to bend heavy bar stock. Many jobs normally done on a heavy press brake can now be done on your Bentec ram bender.

Rings can be formed to any diameter by using multiple strike intervals.




BUILD YOUR OWN TOOLING

Your imagination is the Bentec ram bender's only limitation. Multiple hole locations for alloy steel pins provide numerous attachment points for leverage on hundreds of different bending applications. Six tapped holes on both sides of the work table allow for extension tables, stops, etc. The heavy top plate can be drilled and tapped to provide even more versatility to your Bentec ram bender.


The Bentec ram benders can be adapted to other tooling systems. Buy a new modern reliable bender and use your existing tooling.

If your jobs are always changing, you need a machine to meet those new challenges. The Bentec ram bender is a true "job-shop" machine. With three models to choose from, you can find just the right combination of power and speed.



STRAIGHTENING

Bentec ram benders are ideal for straightening shafts, bars, etc. thanks to using stroke position instead of press force. Just reset the limit switch stop nut until straight. The unique bed design allows you to obtain maximum leverage with multiple pin locations.



STRUCTURAL SHAPES

With simple dies fabricated in your own shop, you can now bend channels, beams, angles and tees.

LIMIT SWITCHES

Limit switches insure accuracy and repeatability. Set the amount of bend that is required with the stop nuts and each subsequent bend will be the same.

